

signs of roughness shows on the face of the type on account of insufficient heat of the metal or uneven blacking of the matrix, it will suffice to rub the type on the emery-board supplied with the machine and to polish on the polishing wood as done occasionally by type foundries. The duplicated type is then equal to new. Leadings, line and blocks can be duplicated in the same way, providing they are not beyond the capacity of the machine.

Castings Overhanging Type.

Overhanging type can also be cast in this machine. It is essential, however, that the type be placed in the machine so that the body can be firmly gripped by the jaws in the usual manner.

Wooden Type.

One of the novel features of this machine is the fact that wood cut type up to 96 Points can be duplicated in the most perfect manner. Such type is to be cleaned in exactly the same way as shown in case of metal type. Ink or dirt has to be removed with a knife, the wood cut type or block, however, must be perfectly dry. The surface is to be rubbed with a piece of sand paper till the oily, smooth film has disappeared. The pores of the wood have to be open and the result of the cast depends on the dryness of the wood. Should the wood be perfectly dry, the very first cast will produce a serviceable matrix. If, on the other hand, the wood is wet, blow holes are sure to appear. Casting has then to be repeated several times till the dampness is gone. There is no need to blacken the face of the type or wood block as the liquid metal will not adhere to wood, nor is there any danger of its getting damaged.


When casting the matrix from wooden type the metal must not be too hot, it is best when it just runs easily and is not hotter. Though the machine has been designed for supplementary purposes only to make up deficiencies in type quickly and expeditiously, its range is far greater. Many printing presses use it when times are quiet in order to make up their stock of type. Large stocks of type, otherwise suitable are often found in printing offices not used because they are incomplete or some sorts missing altogether. Should there be only a single suitable type left, the whole set can be duplicated and used again.

ALFRED KOPINSKI
 REPRESENTANT
MULHOUSE-HAUT RHIN

Typofix Type Caster

(D. R. PATENT)

Indispensable in every Printing office.




Details as to illustration and specification are not binding on us.

Typofix Type Caster (D. R. Patent)


The Patent Typofix Caster is a simple, complete and compact hand-operated machine for casting finished Types, Spreads and Quads in all sizes up to 96 Points inclusive and its own matrices.

Our Typofix Machine embodies features not found in any other type casting machine, while having at the same time the essential merits of simplicity and strength. Produces any quantity of type from old type metal as perfect, durable and well finished as that supplied by any first class type foundry.

Our "Typofix" saves Time and Wages!
 Our "Typofix" supplements any incomplete set of Type.



The illustration in the margin shows Matrices made on the Typofix Caster from available type. Any quantity can be cast from these matrices. Care, however, should be taken to use just sufficient metal to extend the base of the matrix as shown in the illustration.



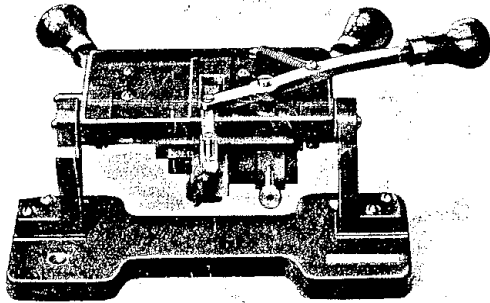
The three illustrations in the margin represent new type cast on the Typofix Casting Machine from its own Matrices. They are perfect and well finished and can be cast up to 96 Points inclusive.



Two Specimen Prints of Type cast on our Typofix Caster. Typofix produces Type in all Languages and is suitable for Leipzig and Paris or other Sizes.

INSTRUCTIONS FOR USE

The illustration on the front page shows the Typofix Caster set for casting matrices. The machine is opened and closed by means of the two levers shown.



Above illustration shows the machine turned over in position for type casting after the matrix has been made. Type metal is poured into the slot in the centre of the base plate clearly visible in the illustration. The superfluous metal is removed by the long lever attached to the base. It is important that the type metal as well as the machine is as hot as permissible in order to get the best results. A few trial castings are to be made till the machine has become sufficiently hot.

Kind of Metal to be used.

For small types old, damaged and worn out type will produce the best result when melted down. For larger types Monometal is advisable. It is possible, however, to use any type setting machine metal. It is essential that the metal is as liquid as possible when casting. Very hot metal has to be used for type casting while for matrices it ought just to run.

Type to be duplicated.

The very best type specimen from the stocks of old material has to be selected for casting the matrix for the new type, for if damaged specimens are chosen the duplicated type will show the same imperfection as the old. The specimens selected for making the matrix are to be cleaned carefully with petrol or turpentine in order to remove all impurities and caked printing ink, for it is impossible to expect a clean impression from type which is unclean or choked with ink.

Casting the Type.

The small oil lamp supplied with the machine is to be filled with waste oil or lubricating oil and the wick turned up so that the flame emits large clouds of smoke. Then the type to be duplicated is to be held in the flame till it has become quite black on the face. This procedure has to be followed with all type made of type metal and all such matrices, for otherwise the hot metal would adhere and could not be separated from the matrix.

The type is then placed in the machine with the face upwards after it has been opened by means of the two levers. The two levers are now closed and care has to be taken that the jaws of the machine closely touch the type. The two adjusting screws are lightly tightened. Casting can begin as soon as the operator has made sure that the lampblack coating is undamaged.

Hot metal is to be poured in till it reaches the lower level of the opening in the base plate and a few seconds are to be allowed for the metal to set. This takes place almost instantly. The adjustment screws are now slackened, the machine opened by means of the levers and tilted over so that the base plate is on the top. The matrix and the old type will drop out. A piece of soft cloth ought to be placed underneath to avoid damage to the type. Matrix and type will separate in most cases when dropping out, but should this not be the case they can be easily broken apart by hand.

Should the matrix not be clear and sufficiently deep, the cast has to be repeated. It is quite possible that the metal or the mould is not sufficiently hot at the first attempt, but after a little practice excellent results will be obtained from the very first time. The matrix when considered satisfactory is blackened with lamp black and placed in the machine in the same place where it was done.

Every matrix has a small projection fitting into a corresponding recess of the matrix container. This projection has the object of indicating that the matrix is in correct position and of preventing shifting about or dropping out. The machine with the matrix is firmly closed, the adjusting screws are lightly tightened and the matrix firmly driven home to ensure an allround seating by a hammer blow on the drift supplied for this purpose. When the matrix is in the correct position for casting, the machine is turned over and the hot metal poured into the opening as quickly as possible. As soon as it has set, the machine is swung back, the adjustment screws are slackened and the jaws drawn apart. Reversing the machine again, small size type and matrix will drop out of themselves. Otherwise a short pull on the larger lever will remove the excess metal and burr, and matrix and type will drop out. If several re-casts are needed, the process is to be repeated in exactly the same way, but attention is to be paid to the matrix being well coated with lampblack, as this is indispensable for getting good results. Any number of type can be cast from the same matrix providing it has time to cool a little and is always well blackened. Height, length and width of the cast type is exactly the same as that of the pattern. Should