

PLEASE RETURN TO

MARTINSBURG NEWS

**CHANDLER & PRICE**

**NEW SERIES PRESSES**



**WESTERN NEWSPAPER**

Stereotyping & Supply Co.

414 WATER STREET

BALTIMORE 2, MD.

PLaza 2-2575

+

Rec'd. March, 1958

### **Component Parts List**

When ordering parts:—

Always give the serial number of the press which is found stamped on the bed of the press in the upper left-hand corner.

Always give the size of press, part number, and the name and description of the part wanted.

Always state the definite mode of transportation, whether Air Mail—Express—Parcel Post—Freight.

Parts are shipped f.o.b. factory and any prices listed are subject to change without notice.

In practically all cases parts ordered will be shipped from the factory the same day the order is received.

Too much information is always better than not enough. A close observance of the above suggestions will eliminate the possibility of error and will expedite service.

No.	DESIGNATION
1	Left Side Frame . . . . .
2	Right Side Frame . . . . .
3	Bed . . . . .
3-T	Bed Track (right or left) . . . . .
3-T-L	Bed Track Lug . . . . .
3-T-L-S	Bed Track Adjusting Screw . . . . .
3-T-R	Bed Track Chase Stop Rivet . . . . .
4	Platen with Impression Screws . . . . .
4-S	Impression Screw . . . . .
4-N	Impression Screw Nut . . . . .
5	Rocker . . . . .
5-W	Rocker Washer . . . . .
6	Rocker Lock . . . . .
6-E	Rocker Lock Spring . . . . .
6-R	Rocker Lock Spring Rod . . . . .
7 & 9	Double Disc . . . . .
7½	Single Disc . . . . .
8	Disc Bracket . . . . .
10	Small Disc Gear . . . . .
10-S	Small Disc Gear Stud . . . . .
11	Large Disc Gear . . . . .
11-S	Large Disc Gear Screw . . . . .
11-W	Large Disc Gear Washer . . . . .
12	Crank Shaft . . . . .
12½	Straight Fly Wheel Shaft . . . . .
13	Pinion . . . . .
13-K	Pinion Key . . . . .
14 & 33	Large Gear Cam Wheel with Cam Roller and Stud . . . . .
15 & 15-S	Lock Roller and Stud . . . . .
16	Small Head and Lock Cam . . . . .
17	Roller Arm . . . . .
17-S	Roller Arm Stud (Side Frame End) . . . . .
17-W	Roller Arm Washer . . . . .
18	Gripper Cam Roller . . . . .
18-S	Gripper Cam Roller Screw . . . . .
19-A	Feed Table Base and Gear Guard . . . . .
19-T	Feed Table Base Thumb Screw . . . . .
20	Feed Table Fork . . . . .
21	Left Roller Frame . . . . .
21-S	Roller Frame Wrist Pin . . . . .
22	Right Roller Frame . . . . .
23	Name Plate . . . . .
24	Treadle . . . . .
26	Fly Wheel . . . . .
26-K	Fly Wheel Key . . . . .
27	Roller Truck . . . . .
28-A	Chase (Steel) . . . . .
28-B	Chase (Steel ½" oversize) . . . . .
28-C	Chase (Steel 13" x 19") . . . . .
28-L	Chase Lug . . . . .
28½	Chase (Semi-Steel) . . . . .
29	Spider Chase . . . . .
30	Chase Hook . . . . .
30-E	Chase Hook Spring . . . . .
30-H	Chase Hook Spring Hanger . . . . .
30-S	Chase Hook Screw . . . . .
30-L	Chase Hook Lever . . . . .
30-L-S	Chase Hook Lever Screw . . . . .
30-B	Chase Hook Bracket . . . . .
30-B-S	Chase Hook Bracket Screw . . . . .
31	Gripper Bar . . . . .
31-E	Gripper Bar Spring . . . . .
31-H	Gripper Bar Spring Hanger . . . . .
32	Gripper Bar Roller . . . . .
32-S	Gripper Bar Roller Screw . . . . .
33 & 33-S	Cam Roller and Stud . . . . .
34	Roller Mould Base . . . . .
34½	Roller Mould Tube . . . . .
35	Roller Mould Star . . . . .
36	Disc Lever Roller . . . . .
36-S	Disc Lever Roller Screw . . . . .
37	Disc Lever . . . . .
37-S	Disc Lever Stud . . . . .
38	Disc Lever Pawl . . . . .
38-E	Disc Lever Pawl Noiseless Attachment . . . . .
38-P	Disc Lever Pawl Pin . . . . .
39	Right Double Saddle with Pin—No Rod . . . . .
39-P	Right Double Saddle Pin . . . . .
39-E	Double Saddle Spring . . . . .
39-B-B	Annular Ball Bearing . . . . .
39½	Left Double Saddle without Rod . . . . .
39½-P	Left Double Saddle Pin . . . . .
40	Single Saddle (right or left) . . . . .
































No.	DESIGNATION
40-E	Single Saddle Spring . . . . .
41	Side Frame Connecting Bracket . . . . .
41½	Upper Brace . . . . .
42	Rocker Box (right or left) . . . . .
43	Crank Shaft Box . . . . .
44	Treadle Hook . . . . .
44-P	Treadle Hook Pin . . . . .
45	Double Saddle Stud with Rod . . . . .
46	Steam Fixture Pulley (tight) . . . . .
46½	Steam Fixture Pulley (loose) . . . . .
47	Side Arm (Right or Left) . . . . .
47-S	Side Arm Wrist . . . . .
48	Steam Fixture Shifting Rod . . . . .
49	Steam Fixture Fork . . . . .
51	Steam Fixture Shifting Lever . . . . .
52 & 52-S	Loose Pulley Washer and Screw . . . . .
55	Side Arm Washer . . . . .
55-S	Side Arm Washer Screw . . . . .
55½	Roller Arm Washer . . . . .
55½-S	Roller Arm Washer Screw . . . . .
60	Impression Wrench . . . . .
61	Gripper Wrench . . . . .
62	Rocker Arm . . . . .
63	Roller Stock . . . . .
63-P	Roller Retaining Pin . . . . .
64	Tympan Bale . . . . .
64-R	Tympan Bale Rivet . . . . .
65	Left Platen Ear . . . . .
66	Right Platen Ear . . . . .
67	Gripper Cam . . . . .
67-P	Gripper Cam Pin . . . . .
67-H	Gripper Cam Spring Hanger . . . . .
68	Main Shaft . . . . .
68-K	Main Shaft Key . . . . .
69	Back Shaft . . . . .
70	Throw-off Saddle . . . . .
70-S	Throw-off Saddle Screw . . . . .
71	Back Shaft Collar . . . . .
71-S	Back Shaft Collar Screw . . . . .
72	Back Connection to Throw-off . . . . .
72-S & N	Screw and Nut for Back Connection to Throw-off . . . . .
72½	Lower Throw-off Connection . . . . .
72½-S & N	Screw and Nut for Lower Throw-off Connection . . . . .
73	Slotted Piece for Throw-off . . . . .
74	Throw-off Shaft Collar . . . . .
74½	Treadle Collar . . . . .
75	Throw-off Pin Circle . . . . .
75-P	Throw-off Pin Circle Pin . . . . .
75-S-P	Throw-off Pin Circle Shaft Pin . . . . .
76	Outer Arm to Throw-off . . . . .
76-P	Outer Arm Shaft Pin . . . . .
78	Throw-off Lever . . . . .
78-S	Throw-off Lever Screw . . . . .
79	Throw-off Bracket . . . . .
80	Left Gripper . . . . .
80-S	Gripper Bolt and Nut . . . . .
81	Right Gripper . . . . .
82	Center Gripper . . . . .
83	Upper Feed Table . . . . .
84	Lower Feed Table . . . . .
85	C. & P. Fountain Bed and Roll . . . . .
85-T	C. & P. Fountain Thumb Screw . . . . .
85-S	C. & P. Fountain Bed Screw (For Bracket) . . . . .
86	C. & P. Fountain Box Cap . . . . .
86-S	C. & P. Fountain Box Cap Screw . . . . .
87	C. & P. Fountain Bracket . . . . .
87-S	C. & P. Fountain Bracket Screw (Press End) . . . . .
87½	C. & P. Fountain Cover . . . . .
88	C. & P. Fountain Ratchet Lever . . . . .
88½	C. & P. Fountain Wire Connection . . . . .
88½-S	C. & P. Fountain Wire Connection Screw . . . . .
89	C. & P. Fountain Ratchet Wheel . . . . .
89½	C. & P. Fountain Blade . . . . .
89½-S	C. & P. Fountain Blade Screw . . . . .
90	C. & P. Fountain Ratchet Pawl . . . . .
90-S	C. & P. Fountain Ratchet Pawl Screw . . . . .
90½	Fountain Driver . . . . .
90½-S	Fountain Driver Stud . . . . .
94	Long Throw-off Shaft . . . . .
95	Short Throw-off Shaft . . . . .
96	Bed Shaft . . . . .
98	Rocker Lock Shaft . . . . .
130	New Series Short Fountain Bed and Roll . . . . .

No.	DESIGNATION
130-S	New Series Short Fountain Adjusting Screw . . . . .
130-N	New Series Short Fountain Wing Nut . . . . .
132	New Series Short Fountain Ratchet Wheel . . . . .
133	New Series Short Fountain Cover . . . . .
134	New Series Short Fountain Ratchet Lever . . . . .
135	New Series Short Fountain Ratchet Pawl . . . . .
135-S	New Series Short Fountain Ratchet Pawl Screw . . . . .
136	New Series Short Fountain Blade . . . . .
136-A	New Series Short Fountain Ink Well . . . . .
138	New Series Short Fountain Blade Reinforcement . . . . .
138-S	New Series Short Fountain Blade Adjusting Screw . . . . .
139	New Series Short Fountain Catch Spring . . . . .
140	New Series Short Fountain Catch Yoke . . . . .
141	New Series Short Fountain Knurled Knob . . . . .
191	New Series Short Fountain Bracket . . . . .
191-S	New Series Short Fountain Bracket Screw . . . . .
191 $\frac{1}{2}$	New Series Short Fountain Swivel Connection . . . . .
191 $\frac{1}{2}$ -S	New Series Short Fountain Swivel Connection Screw . . . . .
191 $\frac{1}{2}$ -W	New Series Short Fountain Washer . . . . .
191 $\frac{1}{2}$ -R	New Series Short Fountain Swivel Connection Rod . . . . .
	New Series Short Fountain Wire Connection . . . . .
	Brayer . . . . .
	Double Saddle complete with Rod . . . . .
	Mould complete . . . . .
	Remilling Gear Wheels & furnishing Cam Roller & Stud
	Combined Gear and Pinion Guard complete . . . . .
	Oil Cups . . . . .

DESIGNATION	
<b>Brake Equipment</b>	
Brake Lever . . . . .	
Brake Lever Spring . . . . .	
Brake Lever Bracket . . . . .	
Brake Lever Shoe . . . . .	
Brake Lever Pin . . . . .	
Brake Lever Shoe Lining . . . . .	

DESIGNATION	
<b>Extension Tracks</b>	
Left Track Bracket . . . . .	
Right Track Bracket . . . . .	
Left Extension Track . . . . .	
Extension Track Screws . . . . .	
Extension Track Washers . . . . .	
Right Extension Track . . . . .	

The price for repair parts upon Presses built prior to 1893 which are not standard will be double the list price net F.O.B. factory.

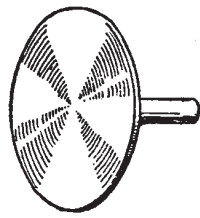
			
60S GRIPPER BOLT & NUT	11 LARGE DISC GEAR	39 1/2 P LEFT SADDLE PIN	18 GRIPPER CAM ROLLER
			
72 1/2 S SCREWS FOR LOWER CONNECTIONS TO THROW-OFF	10 SMALL DISC GEAR	39P RIGHT SADDLE PIN	5W ROCKER WASHER
			
72S SCREWS FOR BACK CON- NECTIONS TO THRCW-OFF	13 -PINION	36S DISC LEVER ROLLER SCREW	27 INK ROLLER TRUCK
			
32S GRIPPER BAR ROLLER SCREW	15 LOCK ROLLER AND STUD	75P STEEL THROW-OFF PIN	32 WASHER
			
90 1/4 S FOUNTAIN DRIVER STUD	88 1/2 S C & P FOUNTAIN WIRE CONNECTION SCREW	30S CHASE HOOK SCREW	35 STAR
			
21S ROLLER FRAME WRIST PIN	74 THROW-OFF SHAFT COLLAR	78S THROW-OFF LEVER SCREW	55 SIDE ARM WRIST WASHER
			
18S GRIPPER CAM ROLLER SCREW	44P TREADLE PIN	10S SMALL DISC GEAR STUD	
			
17S ROLLER ARM STUD SIDE FRAME END	43 CAM ROLLER 33S STUD	13S LOCK ROLLER STUD	
			
		4S IMPRESSION SCREW	



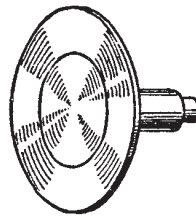
132 N. S. S. FOUNTAIN RATCHET WHEEL

75SP THROW-OFF PIN CIRCLE SHAFT PIN

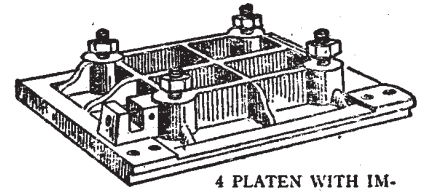
76P OUTER ARM SHAFT PIN



7 1/2 SOLID DISC




7 & 9 DOUBLE DISC




4 PLATEN WITH IMPRESSION SCREWS



130S N. S. S. FOUNTAIN BED ADJUSTING SCREW

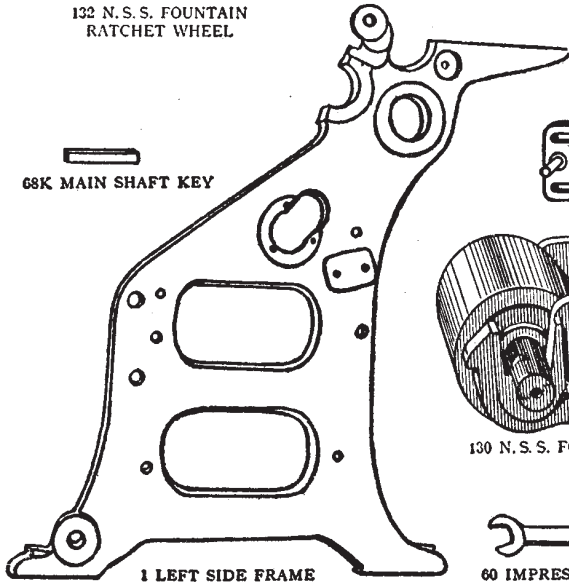


39 RIGHT DOUBLE SADDLE WITH STUD & ROD




39 1/2 LEFT DOUBLE SADDLE WITH STUD & ROD

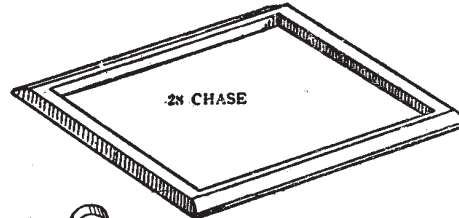
68K MAIN SHAFT KEY



1 LEFT SIDE FRAME



130 N. S. S. FOUNTAIN BED AND ROLL



24 CHASE



141 N. S. S. FOUNTAIN KNURLED KNOB



60 IMPRESSION WRENCH



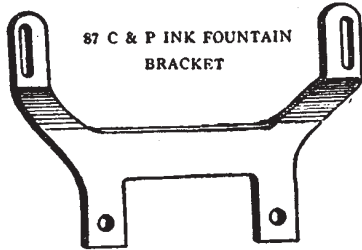
135 N. S. S. FOUNTAIN RATCHET PAWL



61 GRIPPER WRENCH




130N N. S. S. FOUNTAIN BED ADJUSTING SCREW WING NUT



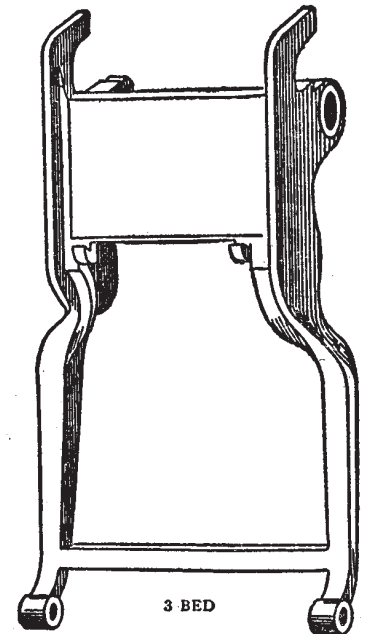
87 C & P INK FOUNTAIN BRACKET



31 SHIFTING LEVER



22 RIGHT HAND ROLLER FRAME



3 BED



47S SIDE ARM WRIST



37S DISC LEVER STUD

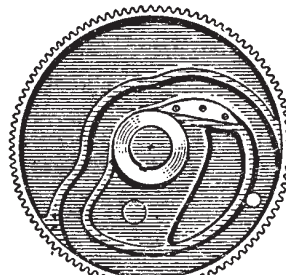


79 THROW-OFF BRACKET

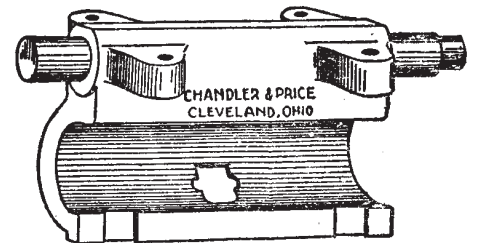
90S C & P FOUNTAIN RATCHET PAWL SCREW



30 CHASE HOOK

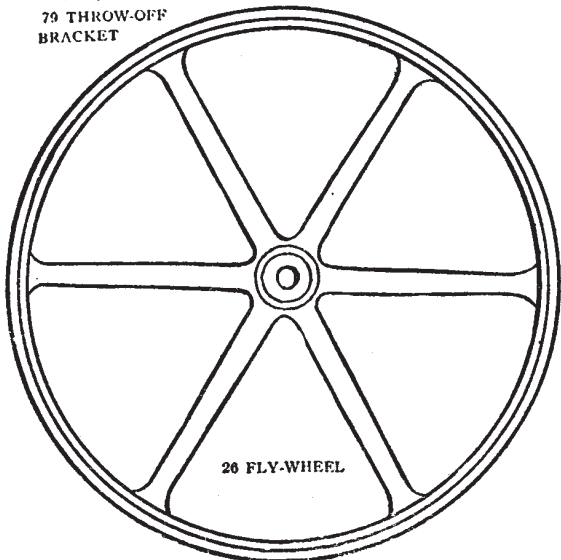


14 LARGE GEAR CAM WHEEL




CHANDLER & PRICE  
CLEVELAND, OHIO

5 ROCKER



26 FLY-WHEEL

1/4" STEAM FIXTURE ROD




46 TIGHT PULLEY  
46 1/2 LOOSE PULLEY

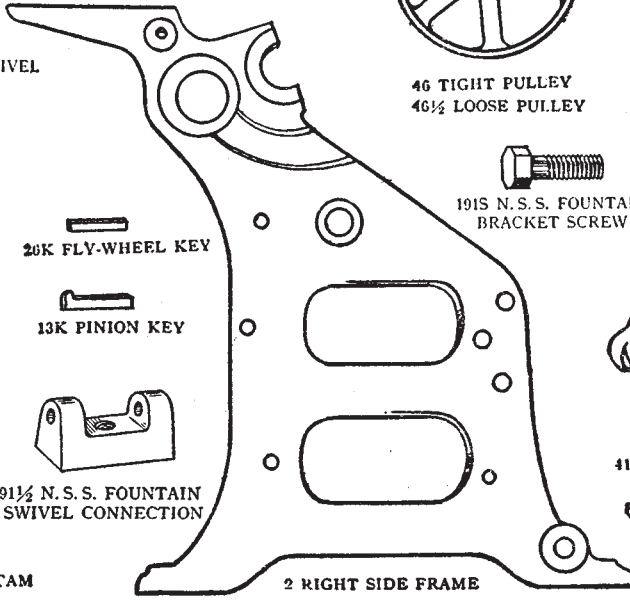
© THE CHANDLER & PRICE CO. ©  
CLEVELAND, O.

23 NAME PLATE

19 1/2 N. S. S. FOUNTAIN SWIVEL CONNECTION SCREW



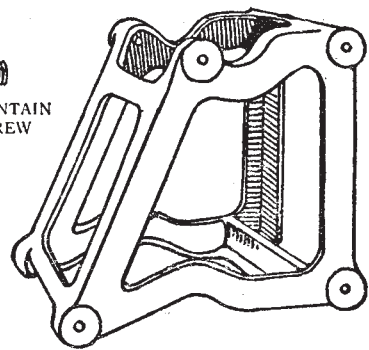
21 LEFT HAND ROLLER FRAME




2 RIGHT SIDE FRAME

19 1/2 R N. S. S. FOUNTAIN SWIVEL CONNECTION ROD

19 1/2 N. S. S. FOUNTAIN BRACKET SCREW



41 SIDE FRAME CONNECTING BRACKET



16 SMALL HEAD AND LOCK CAM

20K FLY-WHEEL KEY

13K PINION KEY

19 1/2 N. S. S. FOUNTAIN SWIVEL CONNECTION


87 1/2 C & P FOUNTAIN COVER

96 BED SHAFT

94 LONG THROW-OFF SHAFT



71 BACK SHAFT COLLAR



70 THROW-OFF SADDLE



69 BACK SHAFT




44 TREADLE HOOK

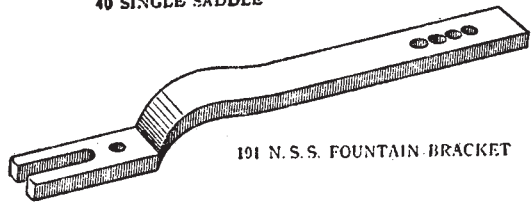


40 SINGLE SADDLE


90 1/2 FOUNTAIN DRIVER




49 BELT SHIFTER FORK



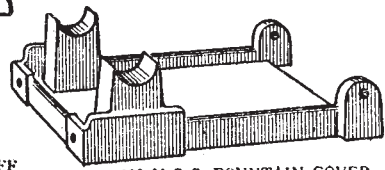
101 N. S. S. FOUNTAIN BRACKET



80 LEFT GRIPPER



76 OUTER ARM FOR THROW-OFF



133 N. S. S. FOUNTAIN COVER



68 MAIN SHAFT



12 1/2 STRAIGHT FLY-WHEEL SHAFT



134 N. S. S. FOUNTAIN RATCHET LEVER



12 CRANK SHAFT



31 DEPRESSIBLE GRIPPER BAR



72 1/2 LOWER THROW-OFF CONNECTION



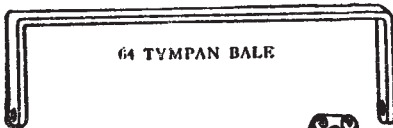
67A GRIPPER CAM



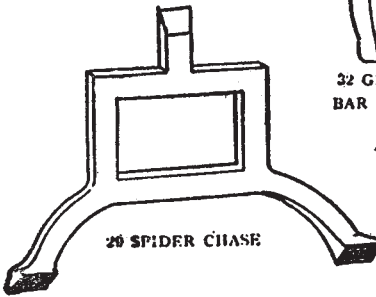
32 GRIPPER BAR ROD




6R ROCKER LOCK SPRING ROD



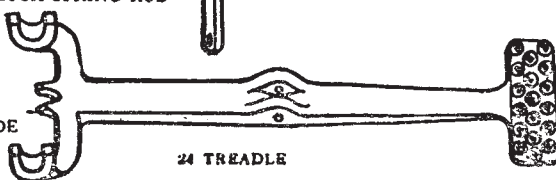
64 TYMPAN BALE



20 SPIDER CHASE



136 N. S. S. FOUNTAIN BLADE



24 TREADLE



78 THROW-OFF LEVER



41 1/2 UPPER BRACE



34 1/2 MOULD TUBE



95 SHORT THROW-OFF SHAFT



63 ROLLER STOCK



31E GRIPPER BAR SPRING



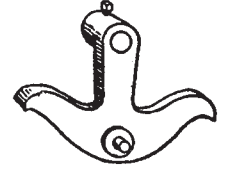
98 LOCK SHAFT



47 SIDE ARM



66E ROCKER LOCK SPRING



75 THROW-OFF PIN CIRCLE



30E CHASE HOOK SPRING & 30H HANGER



72 BACK CONNECTION TO THROW-OFF



40E SADDLE SPRING



138S N. S. S. FOUNTAIN BLADE ADJUSTING SCREW



73 SLOTTED PIECE FOR THROW-OFF



17 ROLLER ARM



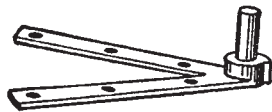
62 ROCKER ARM



140 N. S. S. FOUNTAIN CATCH YOKE



88 1/2 C & P FOUNTAIN WIRE CONNECTION



20 FEED TABLE FORK



19T FEED TABLE THUMB SCREW



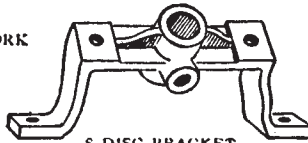
19 FEED TABLE BASE AND GEAR GUARD



43 CRANK SHAFT BOX



BRAVER



8 DISC BRACKET



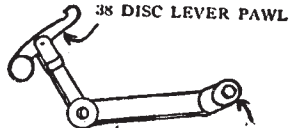
135S N. S. S. FOUNTAIN RATCHET PAWL SCREW



191 1/2 W N. S. S. FOUNTAIN SWIVEL CONNECTION SCREW WASHER



34 MOULD BASE



38 DISC LEVER PAWL




37 DISC LEVER



36 DISC LEVER ROLLER




42 ROCKER BOX

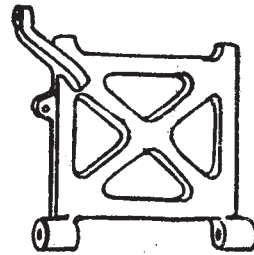


83 UPPER FEED TABLE

84 LOWER FEED TABLE



85 C & P FOUNTAIN BED



6 ROCKER LOCK




85T C & P FOUNTAIN THUMB SCREW



84 C & P RATCHET LEVER



89 C & P FOUNTAIN RATCHET WHEEL 85 1/2 C & P FOUNTAIN ROLL



65 LEFT PLATEN EAR



66 RIGHT PLATEN EAR



90 C & P RATCHET PAWL

